

Conduit Outlet Boxes and Bodies: Malleable Iron or Aluminum; Explosionproof, Dust-Ignitionproof

UNILETS® for use with Threaded Metal Conduit.

Applications

- Meet a wide range of classified area requirements.
- Corrosion-resistant—ideal indoors or out.
- For pulling of wires.
- Connect conduit lengths and change direction of conduit.
- Provide access for maintenance.

Features: All Bodies and Boxes

- Malleable iron bodies have high tensile strength and ductility. Provides great resistance to corrosion, impact, and shock.
- Accurately tapped, tapered hub threads for tight, rigid joints and ground continuity.
- Furnished with covers.
- General purpose wiring.

Features: GR and GRF

- ①GR offers ten hub arrangements.
- ②GRF has integral mounting flange.
- Function as sealing fittings when used with sealing covers (see NEC for restrictions).
- Internally threaded body with externally threaded cover.
- Covers have pry notches for bar or wrench.
- Accommodate sealing, dome, hub and union hub covers, and canopies.
- Standard O-rings provide raintight fit. NEMA 3,4.
- Internal ground screw standard.
- Smooth, rounded integral bushing in each hub type box protects conductor insulation.


Features: GRH

- ③Designed for use in Class I, Groups A, B, C, and D; Class II, Groups E, F, and G; and Class III.
- Internally threaded body with externally threaded covers.
- Standard O-rings provide raintight fit. NEMA 3,4.
- Internal ground screw standard.
- Smooth, rounded integral bushing in each hub type box protects conductor insulation.

Features: ELBD

- ④Exclusive built-in pulling rollers in each end (2-1/2 thru 4" sizes) protect cable from damage and make cable pulling easier.

Effective September, 2005
Copyright 2005



Conduit Outlet Boxes and Bodies: Malleable Iron or Aluminum; Explosionproof, Dust-Ignitionproof

UNILETS® for use with Threaded Metal Conduit.

- Excellent for use in wiring of motors, panelboards, circuit breakers, entrances to buildings, etc.

- Body and cover have ground mating surfaces to meet classified-location requirements.

- Smooth, rounded integral bushing in each hub type box protects conductor insulation.

Features: ELBY

- Serve as pulling fittings.
- Make 90° bends in conduit.
- Threaded cover opening permits easy access for pulling conductors thru hubs.
- Easily removable threaded cover.

Features: CPU

- ⑤ Universal design with four threaded universal hubs and three close-up plugs.
- Serve as mounting outlets for lighting fixtures when used with hub cover.
- Wide, accurately ground explosion-proof mating surfaces.
- Smooth, rounded integral bushing in each hub type box protects conductor insulation.

Features: GRU and GRUE

- ⑥ Universal design with five threaded universal hubs and three close-up plugs.
- Copper-free aluminum body and cover provide resistance to corrosive atmospheres.
- Function as sealing fittings when used with sealing covers (see NEC for restrictions).
- GRU has internally threaded body and externally threaded cover with O-ring for raintight fit, NEMA 3,4. GRUE has externally threaded body and internally threaded overlapping cover.
- Covers have pry notches for bar or wrench.
- Smooth, rounded integral bushing in each hub type box protects conductor insulation.

Features: GRJS

- ⑦ Universal design with five threaded openings and three close-up plugs.
- Compact round box for use where space is limited.
- Serve as mounting means for lighting fixtures when used with hub cover.
- Function as sealing fittings when

used with sealing covers (see NEC for restrictions).

- Internally threaded body with externally threaded cover.

- Smooth, rounded integral bushing in each hub type box protects conductor insulation.

Features: GRJ

- ⑧ Small, round conduit outlet boxes.
- Function as sealing fittings when used with sealing covers (see NEC for restrictions).
- Externally threaded body with internally threaded cover.
- Smooth, rounded integral bushing in each hub type box protects conductor insulation.

Features: ER

- ⑨ Compact, rectangular conduit outlet boxes are ideal in classified locations where space is limited.
- Six different hub arrangements.
- Ground surface contact between body and cover assures a flame-tight joint.
- Smooth, rounded integral bushing in each hub type box protects conductor insulation.

Features: GRUO and GRUJ

- Threaded universal hubs for wiring flexibility.
- ⑩ GRUO has eight hubs.
- ⑪ GRUJ offers up to eleven hubs.
- Ideally suited for use where space is limited, such as for gasoline pumps.
- Function as sealing fittings when used with sealing cover (see NEC for restrictions).
- Externally threaded body with internally threaded covers.
- Smooth, rounded integral bushing in each hub type box protects conductor insulation.

Features: GRU (Union Hubs)

- ⑫ Union hubs permit easy wiring.
- Function as sealing fittings when used with sealing covers (see NEC for restrictions).
- Externally threaded body with internally threaded cover.
- Smooth, rounded integral bushing in each hub type box protects conductor insulation.

Features: GRSS and GRSSA

- ⑬ Multiple hubs permit flexibility.
- Copper-free aluminum body and cover provide superior corrosion resistance.
- Internal ground screw standard.

Features: GU

- ⑭ Designed for Class I, Groups B,C,D; Class II, Groups E,F,G; and Class III.
- Externally threaded body with internally threaded cover.
- Smooth, rounded integral bushing in each hub type box protects conductor insulation.
- Internal ground screw standard.

Standard Materials

- *GR, GRF, GRH, and GRJS:* Malleable iron bodies with aluminum covers.
- *Aluminum GR Series:* Copper-free body and cover.
- *GU, GRUO, GRUJ, GRU (Union), GRJ, CPU, ER, ELBD and ELBY:* Malleable iron bodies and covers.
- *GRU, GRUE, and GRSS:* Aluminum copper-free bodies and covers.
- *GRG O-Rings:* Neoprene.

Standard Finishes

- *Malleable iron bodies and covers (except ELBY)* triple-coat—(1) zinc electroplate, (2) dichromate, and (3) epoxy powder coat.
- *Aluminum bodies and covers:* epoxy powder coat.
- *ELBY malleable iron body and cover:* zinc electroplate and clear chromate.

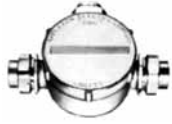
Compliances

- UL Standard 886.
- Federal Spec. W-C-586B.
- Appleton malleable iron products conform to ASTM A47-77, Grade 32510, which has the following properties: tensile strength, 50,000 psi; yield, 32,000 psi; and elongation, 10%.
- Appleton aluminum products are produced from a high strength copper-free (4/10 of 1% max.) alloy.
- Suitable for Class I, Div. 1 & 2, if installed in compliance with NEC 501-4(a)(b) and for Class II, Div. 1 & 2, if in compliance with NEC 502-4(a)(b).
- *GR Series:* CSA -LR25875-30.

Class I, Div. 1 and 2
 Groups C,D
 Class II, Div. 1 and 2
 Groups E,F,G
 Class III
 NEMA 3,4*

GRU Conduit Outlet Boxes with Union Hubs: Explosionproof, Dust-Ignitionproof

UNILETS® for use with Threaded Metal Conduit.
 Furnished with Internal Ground Screw.



GRUT50



GRUSE50



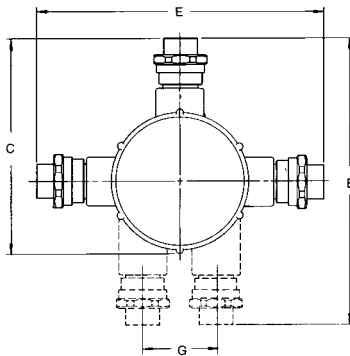
Box Type	Conduit Size (Inches)	Cubic Inch Capacity	Cover Opening (Inches)	Catalog Number	
				Malleable Iron	Aluminum
GRU with Union Hubs					
GRUT 1/2" thru 1" and GRUSE 1/2" thru 3/4" — Malleable iron externally threaded body complete with internally threaded malleable iron surface cover.					
GRUSE 1" — Copper free aluminum cover and body with externally threaded cover					
GRUT	1/2	19	3.25	GRUT50	
	3/4	19	3.25	GRUT75	
	1	19	3.25	GRUT100	
GRUSE	1/2	19	3.25	GRUSE50	
	3/4	19	3.25	GRUSE75	
	1	29	3.75	GRUSE100	
GRU Covers					
Malleable iron with internal threads. Fit GRUT and GRUSE listed above†.					
Surface			3.25	GRUK-S	

* Applies to GRUSE100 only.

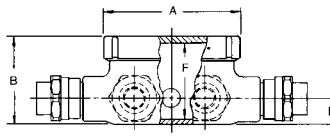
† Does not apply to GRUSE100

Dimensions

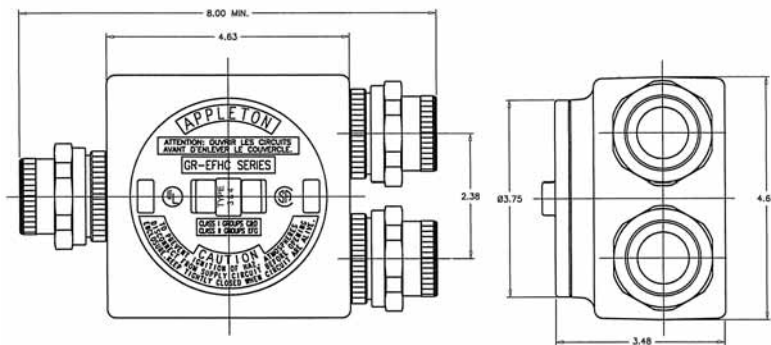
GRUT



GRUSE50 and GRUSE75



GRUSE100



GRUT

Dimensions in Inches

Hub Size (Inches)	A	B	C	D	E	F
1/2	4.19	2.69	6.25	.75	8.25	2.31
3/4	4.19	2.69	6.25	.75	8.25	2.31
1	4.19	2.69	6.50	.94	8.75	2.31

Dimensions in Centimeters

1/2	10.6	6.8	15.9	1.9	21.0	5.9
3/4	10.6	6.8	15.9	1.9	21.0	5.9
1	10.6	6.8	16.5	2.4	22.2	5.9

GRUSE 1/2" and 3/4"

Dimensions in Inches

Hub Size (Inches)	A	B	C	D	E	F	G
1/2 and 3/4	4.19	2.56	6.13	.94	8.00	2.19	2.13

Dimensions in Centimeters

1/2 and 3/4	10.6	6.5	15.6	2.4	20.3	5.7	5.4
-------------	------	-----	------	-----	------	-----	-----

Wiring Capacity: Explosionproof Conduit Outlet Boxes



Volume in Cubic Inches and Cubic Centimeters

Wiring Capacity

Type	Size	Vol./cu. in.	Vol./cu. cm
CPU	Form 20	21.0	344.1
ER	1/2"	4.8	78.7
ER	3/4"	7.3	119.3
GR	Form 1	18.0	295.0
GR	Form 2	31.0	508.0
GR	Form 3 (1-1/2")	72.0	1179.9
	Form 3 (2")	76.0	1245.4
GRF	All	18.0	295.0
GRH	All	13.8	226.2
GRJ	All	7.3	119.3
GRJS	All	12.5	204.8
GRK (Canopy)-	-50C, -75C, -100C	16.0	262.2
GRK (Dome)	1DC	6.0	98.3
GRU (Union Hubs)	1/2", 3/4"	19.0	311.4
GRU (Universal)	1/2", 3/4"	13.5	221.2
	1"	17.5	286.8
GRUE	1/2", 3/4"	15.3	250.7
	1"	18.5	303.2
GRUJ	All	25.0	409.7
GRUO	All	25.0	409.7
GRSS	All	29.0	475.2
GRSSA	All	29.0	475.2
GU	All	19.0	311.4

ELBD 90° Pulling Unilets

Size	1/2	3/4	1	1-1/4	1-1/2	2	2-1/2	3	3-1/2	4
Capacity in Cubic Inches										
ELBD	7.0	7.0	25.0	25.0	69.0	69.0	240.0	240.0	540.0	540.0
Capacity in Cubic Centimeters										
ELBD	114.7	114.7	409.7	409.7	1130.7	1130.7	3932.9	3932.9	8849.0	8849.0

